








# ROLL ~ SAY ~ KEEP

ROLL ~ SAY ~ KEEP	
 happy	 sad
 big	 dog
 red	 bird



**Number of Players:** 2 to 4

**Materials:** Roll ~ Say ~ Keep game board, word cards for the list being studied.

**Object:** To read the most words from the board

**Directions:** Use mini word cards for the list being studied and 1 game mat. Place a card, face up, in each space. Leave the remaining cards in a pile. Players take turns rolling the die and reading the cards in the appropriate space. If the player can read the card, he keeps it and replaces the card with another from the pile.

Placing the cards face up gives the students more exposure to the words that need to be learned.